



# VALLEY

*Deck & Patio*

# 2024 Idea Book

Decks & Patios | Outdoor Living | Landscape & Plantings










# Spark your imagination.



**VALLEY**

*Deck & Patio*

**Daniel Bougher**

Founder

Welcome to our Idea Book – your gateway to envisioning the perfect outdoor space. We're thrilled that you've chosen to embark on this journey with us.

Starting a new project is an exciting adventure. Understanding the significance of this project to you, our streamlined design and construction process aims to alleviate any stress, leaving you to simply witness the transformation unfold.

Whether it's decking, patios, outdoor kitchens, landscaping, or fencing, our expertise is at your service. We're passionate about what we do and can't wait to showcase some of our projects, hoping they ignite inspiration as you delve into the realm of creating your own outdoor oasis.

May this Idea Book serve as a guiding beacon throughout your journey. Don't hesitate to reach out with any queries – discussing decks and patios is our forte, and we're eager to assist you every step of the way.

Sit back, relax, and explore your possibilities...

## Meet the team:



**Robert Baker**

Territory Manager



**Austin Angel**

Territory Manager

## 1. The 5 Keys to Outdoor Living Design

pg 6

As you explore our finished projects for your outdoor living inspiration, consider these 5 elements as pillars for crafting your dream space.

## 3. Patios

pg 10

Typically textured or smooth, patios can be a variety of color, patterns, and materials such as concrete pavers or stone.

## 5. Entryways, Walkways & Plantings

pg 14

An inviting entryway incorporating hardscape elements, accent lighting, and plantings adds aesthetic appeal.

## 2. Decks

pg 8

A deck is a fantastic home improvement project to add both enjoyment and value to your home. A well-built and properly maintained deck lasts 20+ years.

## 4. Fire Features

pg 12

Often an extension of your patio, fire features are the perfect gathering spot for warmth, ambiance, and socializing.

## 6. Luxury Outdoor Living Features

pg 16

From outdoor kitchens to pavilions and beyond. Maximize your outdoor living space by creating a destination for relaxation, entertainment, and gathering.





pg 10



pg 14



pg 12



pg 16



# The 5 Keys to Outdoor Living Design

## Colors

A palette of coordinating and contrasting hues will inject visual interest and create a customized look that's right on tone.

From gray patio pavers and modern black slabs to earth-toned composite decking, find the right blend that mixes up into a work of art you use every day.

## Features

Include all the things that you will enjoy the most! Fire, or another heat source, and low voltage lighting will extend the season of use. Shade structures make the space more usable on the hottest days.

What about cooking on the grill or watching the game outside? Kitchens, grills, and bars make your space an entertainment hub and create a focal point.





## Patterns

Patterns establish the shape and depth of a space. Consider the destination areas in the space along with the vertical and linear characteristics of the entire design.

Draw your attention to subtle elements and features that make your eyes work.

## Scale

Whatever your style, spectacular comes in all shapes and sizes. And who says you have to choose? Bring them all into the picture.

Mix scale with other variations in design elements to create an outdoor area that both relaxes and energizes as needed.

## Textures

Creative textures trick the eye and add a winning touch to every outdoor space. Texture is a brilliant way to add a subtle shakeup to your outdoor floor plan.

Smooth, Slate, Wood Grain. You have access to a full range of custom options.



## More Resources!

Get started on transforming your vision into reality by using our ***Outdoor Living Planning Guide***. This essential tool delves into the core of your ideas and requirements for your outdoor living space.

[Download Your Guide Today!](#)

## 2. Decks

### Outdoor Living that lasts.

With a durable, low-maintenance composite deck, you can enjoy time outside in comfort and style. Your one-of-a-kind deck will be the hub of outdoor living, where you can savor casual weeknight meals with your family or host large social get-togethers on the weekends. We are committed to quality—from the materials we use, the decks we build, and the service we provide.







## Designed for You

Our expertly crafted custom decks are designed to meet your specific needs and preferences and offer a better outdoor living experience. Whether you're updating your outdoor space or building a new home, we'll ensure your deck seamlessly transitions between your house and outdoor spaces.



*Combining different materials and using complimentary neutral colors has a wide appeal!*



# 3. Patios

## Old-World Charm ➤

These rustic pavers blended with gray and chestnut colors created a classic cobblestone look to give this backyard patio and decking an “old-world” feel with all the modern, relaxing comforts every homeowner desires on a summer evening.



## Lasting Value ➤

A poorly installed patio had to be removed before we created this outdoor space with Pennsylvania Bluestone with a thermal finish that can be enjoyed for years to come.





## ➤ Exceeding Expectations

The original hardscape was about 40 years old. What was once a concrete slab and crumbling brick wall is now a beautiful, two-tiered patio for kids, grandkids, and 4 dogs to enjoy.

We are particularly proud of this project after spending time with the homeowner carefully reviewing the designs and various options to ensure we exceeded her expectations.





Gather around to warm up by the glow of the fire. The kids will be excited to roast marshmallows over your stunning fire pit, and you can enjoy special moments with your special someone next to your formal outdoor fireplace.

## 4. Fire Features







## < Patio Problem Solving

A hillside slope created stormwater run-off problems, and much of the yard was unusable. It was a muddy mess! This newly created patio with a fire feature and retaining wall transformed the space into an area for parents to relax while kids play on the deck to create more room for everyone.



*"Valley did an incredible job on our backyard patio and firepit install. Dan was very knowledgeable about different materials and designs and was able to offer suggestions on what would work best for our space."*



## ^ Fire Feature + Seat Wall

A favorite list of features for many homeowners. A fire feature, patio & seat wall create the perfect setting for any gathering at your home. Perfect for cookouts, catching up with family, or just a place to relax. Add some seat wall lights for an ambient evening glow.





## Endless Possibilities

Whether you want a rustic fire pit with campfire vibes or a modern fire pit in a rectangular shape, we've got you covered. Enjoy warming up by the fire on a crisp fall evening or gathering around for an evening cocktail with your friends.



# 5. Entryways, Walkways & Plantings





*Build an entryway that welcomes you home. Light up the night with accent exterior lighting.*





# 6. Luxury Outdoor Living Features

01

Step outside and into your outdoor kitchen to fire up the grill. Turn on the music and mix up your favorite beverage on the countertop. Serve your guests at the social bar designed for entertaining with convenient bar seating. Prep, cook, and dine in the fresh air.

02

An outdoor shade structure gives you a place to hide from the elements and adds beauty to your backyard. A ceiling fan and heaters are accessories that will extend the season of usability.

03

The ideal outdoor kitchen gives you everything you need to entertain all in one place. Whether it's just your immediate family, a few friends, or hosting a big celebration, you will have plenty of countertop space to prep your food, cabinet storage for your cooking tools, and bar space for gathering.



01



02







03



## Featured Project: Problem Solving with Design

The old pool decking material had seen better days. All the pumps and utilities were an eye sore in plain site. There wasn't enough room for sun chairs. The lack of plants and color made the area dull. We changed all that and added an outdoor kitchen. Now there is plenty of room to bask in the sun. Vibrant colors from a variety of plants add life to the area. This backyard is now a destination. And you get a complete bar and grill right out the back door.



# VALLEY

*Deck & Patio*

## Let's Get Started!

Creating beautiful outdoor living spaces in just 4 simple steps



**1** CALL

Call 410-818-8008 & tell us about your project.

**2** MEET

One of our expert consultants will meet with you to create a custom solution.



# The Ultimate Outdoor Living Planning Guide

Uncertain about how to kickstart your outdoor living project? Start by filling out our comprehensive Outdoor Living Planning Guide. This tool delves deep into your project's core aspects and concerns, enabling us to understand your needs better and devise tailored design and outdoor planning solutions for your home or property.

Let's collaborate to transform your outdoor space into a personalized haven perfectly suited to you and your family!

[Click here to get your copy today!](#)



## 3 BUILD

Let's build the outdoor space you've been dreaming of – a space that reflects your style and enhances your lifestyle.

## 4 RELAX

Enjoy knowing we have every detail covered. Before you know it, your new outdoor living space is complete.





# VALLEY

*Deck & Patio*

---

**To request a consultation:**

Give us a call at 410-818-8008

or visit [valleydeckandpatio.com](http://valleydeckandpatio.com).